

Breadth of Products Across Investment Styles and Geographies

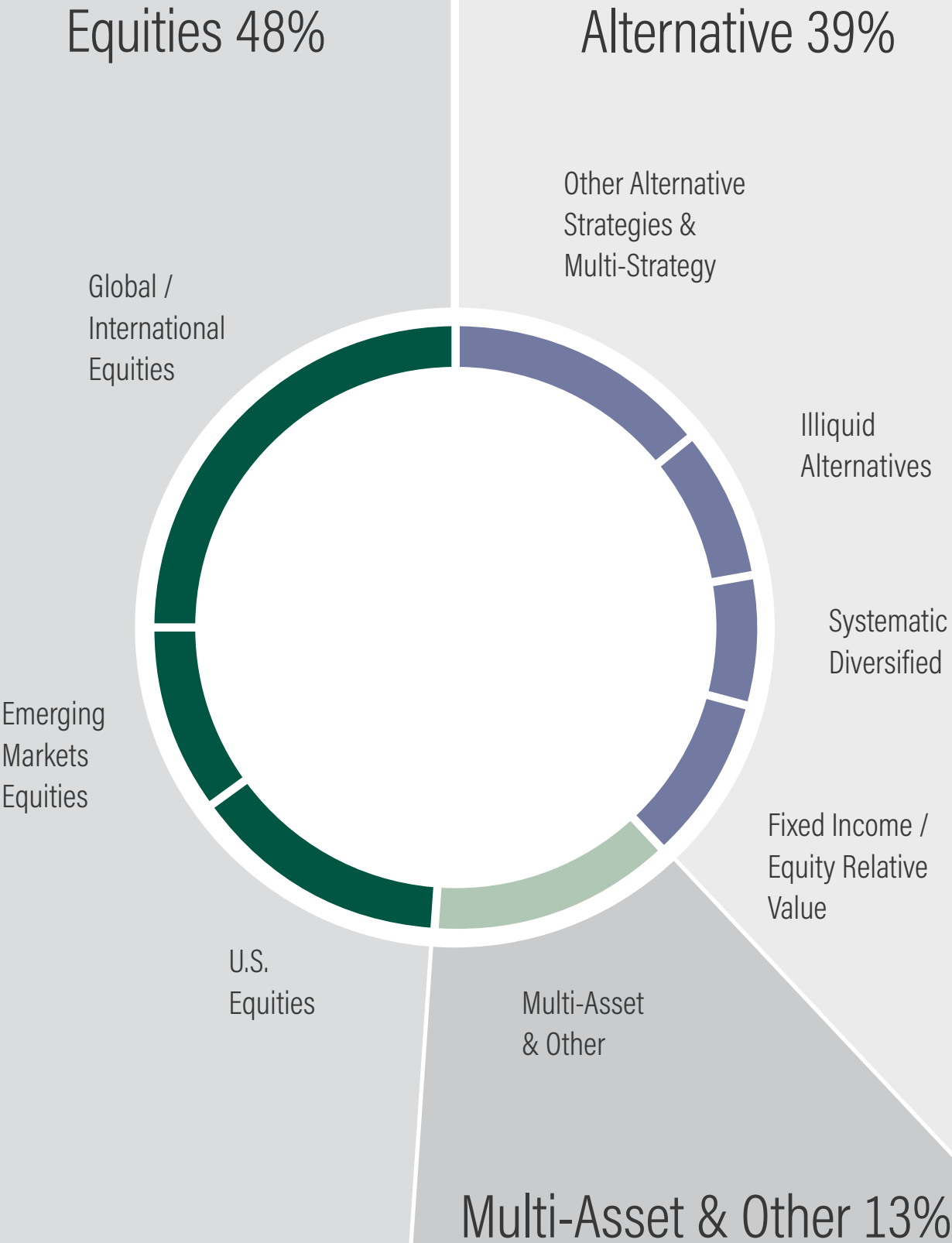


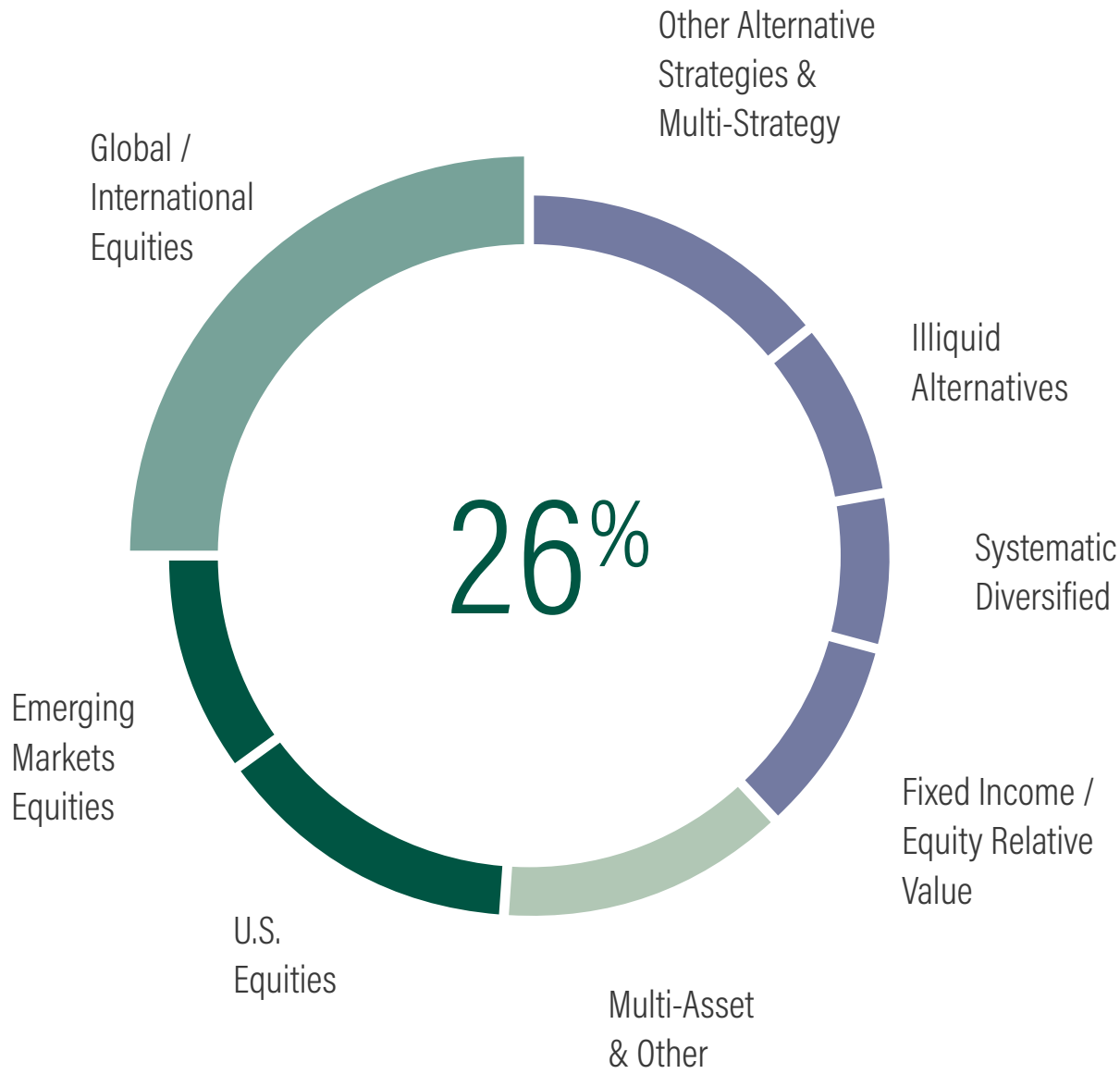
Diagram reflects assets under management and products as of September 30, 2018 or most recently available at that time.

Multi-Strategy Alternatives also includes other dedicated "niche" strategies including Currency, Commodity, Volatility, Macro, Cross-Asset Arbitrage and Short Bias strategies.



Breadth of Products Across Investment Styles and Geographies

■ Equities 48%
 ■ Alternative 39%
 ■ Multi-Asset & Other 13%



Global / International Equities

Selected strategies (of 130+ Strategies)

- AQR Global Equity
- AQR International Equity
- Artemis Income Fund
- Beutel, Goodman Canadian Equity
- Harding Loevner Global Equity
- Harding Loevner International Equity
- TimesSquare International Small Cap
- Trilogy Global Equity
- Tweedy, Browne Global Value
- Veritas Global Focus

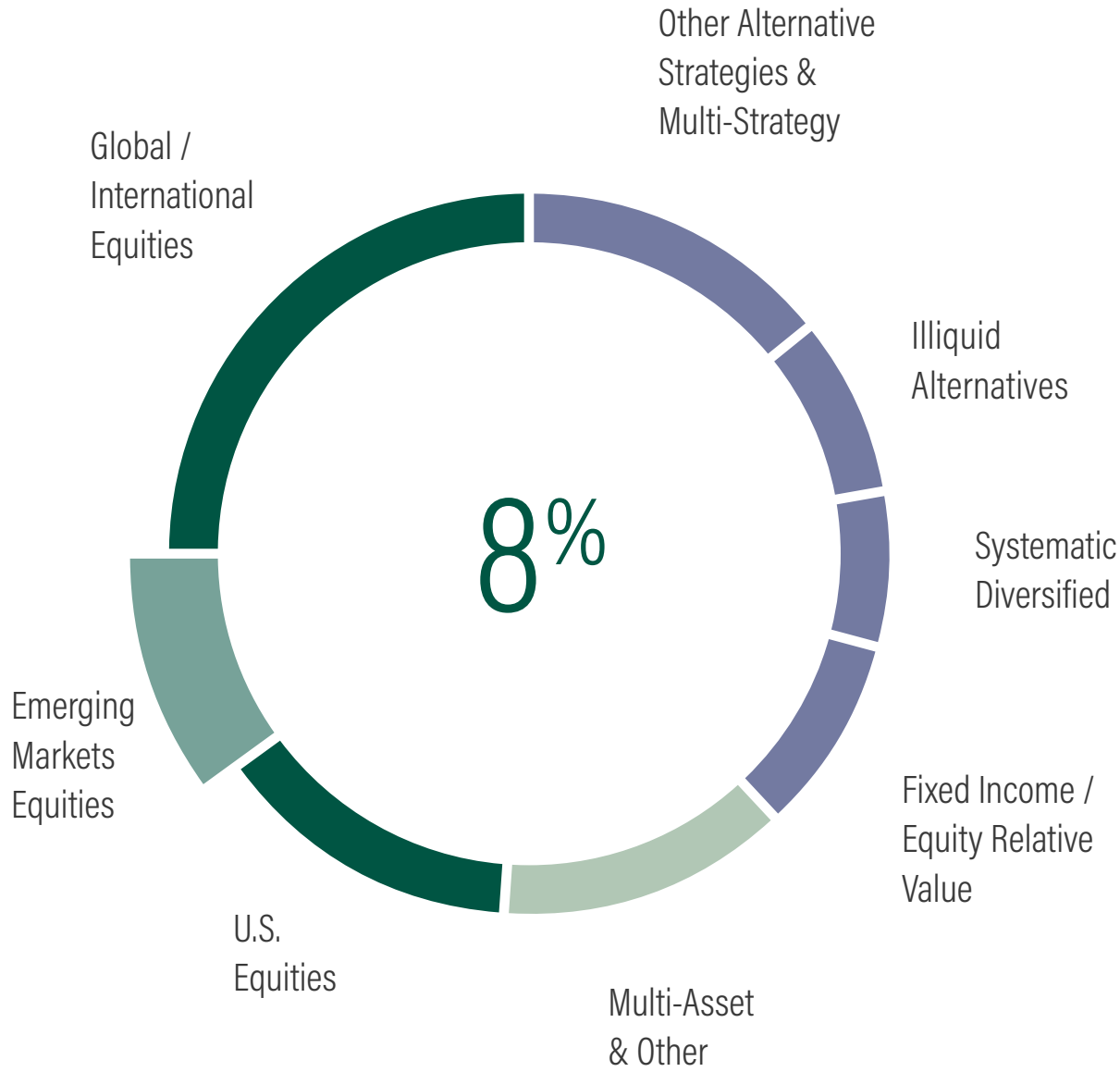
Diagram reflects assets under management and products as of September 30, 2018 or most recently available at that time.

Multi-Strategy Alternatives also includes other dedicated "niche" strategies including Currency, Commodity, Volatility, Macro, Cross-Asset Arbitrage and Short Bias strategies.



Breadth of Products Across Investment Styles and Geographies

Equities 48% Alternative 39% Multi-Asset & Other 13%



Emerging Markets Equities

Selected strategies (of 35+ Strategies)

- Abax Rainmaker
- AQR Emerging Enhanced Equity
- AQR Emerging Equities
- Artemis Global Emerging Markets
- Foyston, Gordon & Payne Emerging Market Equity
- Genesis Global Emerging Markets
- Harding Loevner Emerging Markets Equity
- Harding Loevner Frontier Emerging Markets
- Trilogy Emerging Markets
- Trilogy Emerging Markets Wealth

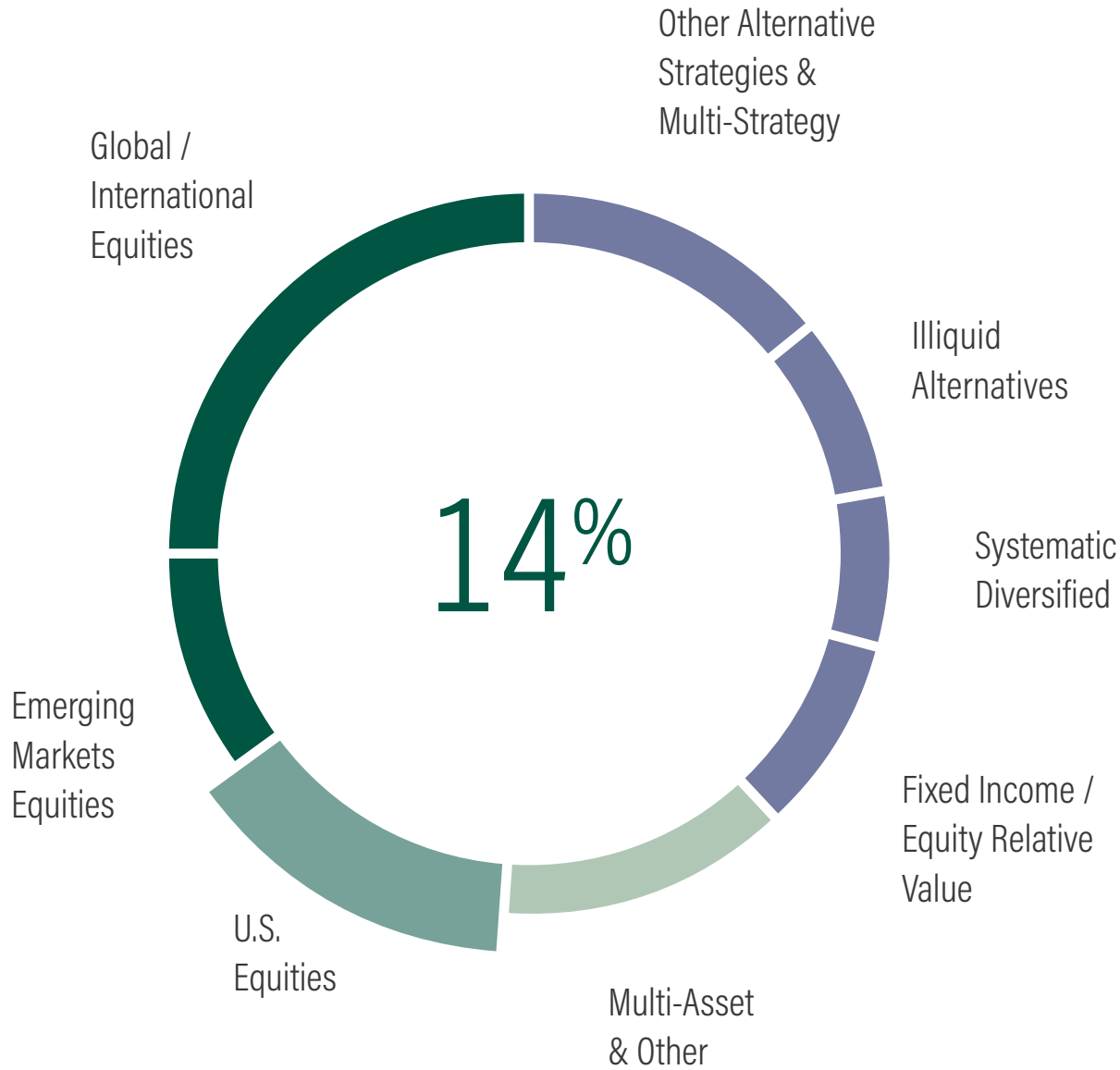
Diagram reflects assets under management and products as of September 30, 2018 or most recently available at that time.

Multi-Strategy Alternatives also includes other dedicated "niche" strategies including Currency, Commodity, Volatility, Macro, Cross-Asset Arbitrage and Short Bias strategies.



Breadth of Products Across Investment Styles and Geographies

Equities 48% Alternative 39% Multi-Asset & Other 13%



U.S. Equities

Selected strategies (of 35+ Strategies)

- AQR U.S. Enhanced Equity
- Chicago Equity Partners Large Cap Core
- Frontier Small Cap Value
- GW&K Small Cap Core
- River Road Dividend All Cap Value
- SouthernSun SMID Cap
- Systematic SMID Cap Value FCF
- TimesSquare U.S. Mid Cap Growth
- TimesSquare U.S. Small Cap Growth
- Yacktman Diversified
- Yacktman Focused

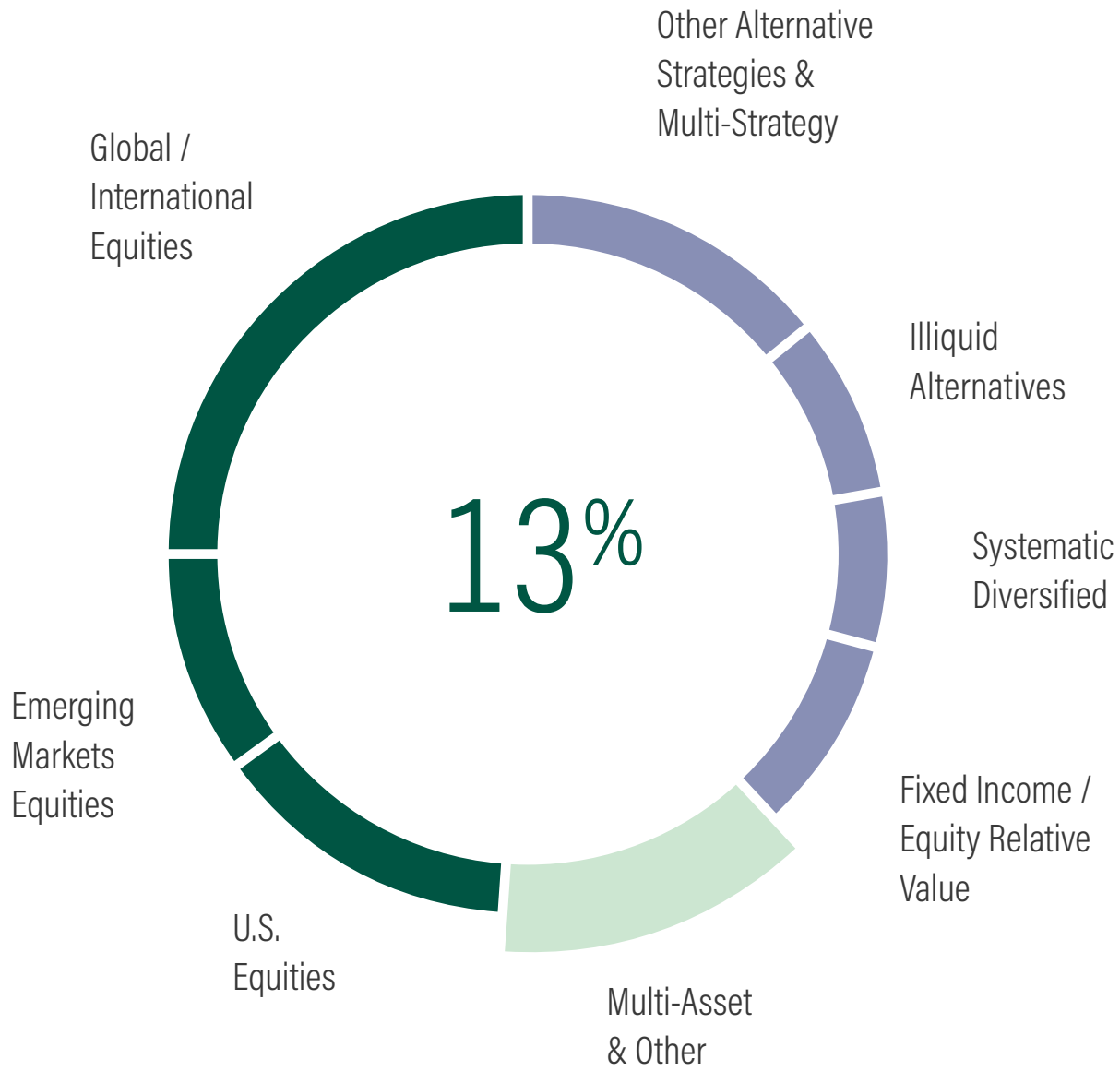
Diagram reflects assets under management and products as of September 30, 2018 or most recently available at that time.

Multi-Strategy Alternatives also includes other dedicated "niche" strategies including Currency, Commodity, Volatility, Macro, Cross-Asset Arbitrage and Short Bias strategies.



Breadth of Products Across Investment Styles and Geographies

Equities 48% Alternative 39% Multi-Asset & Other 13%



Multi-Asset & Other

Selected strategies (of 75+ Strategies)

- Abax Diversified Income
- Artemis High Income
- Artemis Monthly Distribution
- Artemis Strategic Bond
- Beutel Goodman Income
- Chicago Equity Partners Core Fixed Income
- Chicago Equity Partners Long Corporate Fixed Income
- Chicago Equity Partners Short Term Fixed Income
- GW&K Core Enhanced Bond
- GW&K Municipal Bond

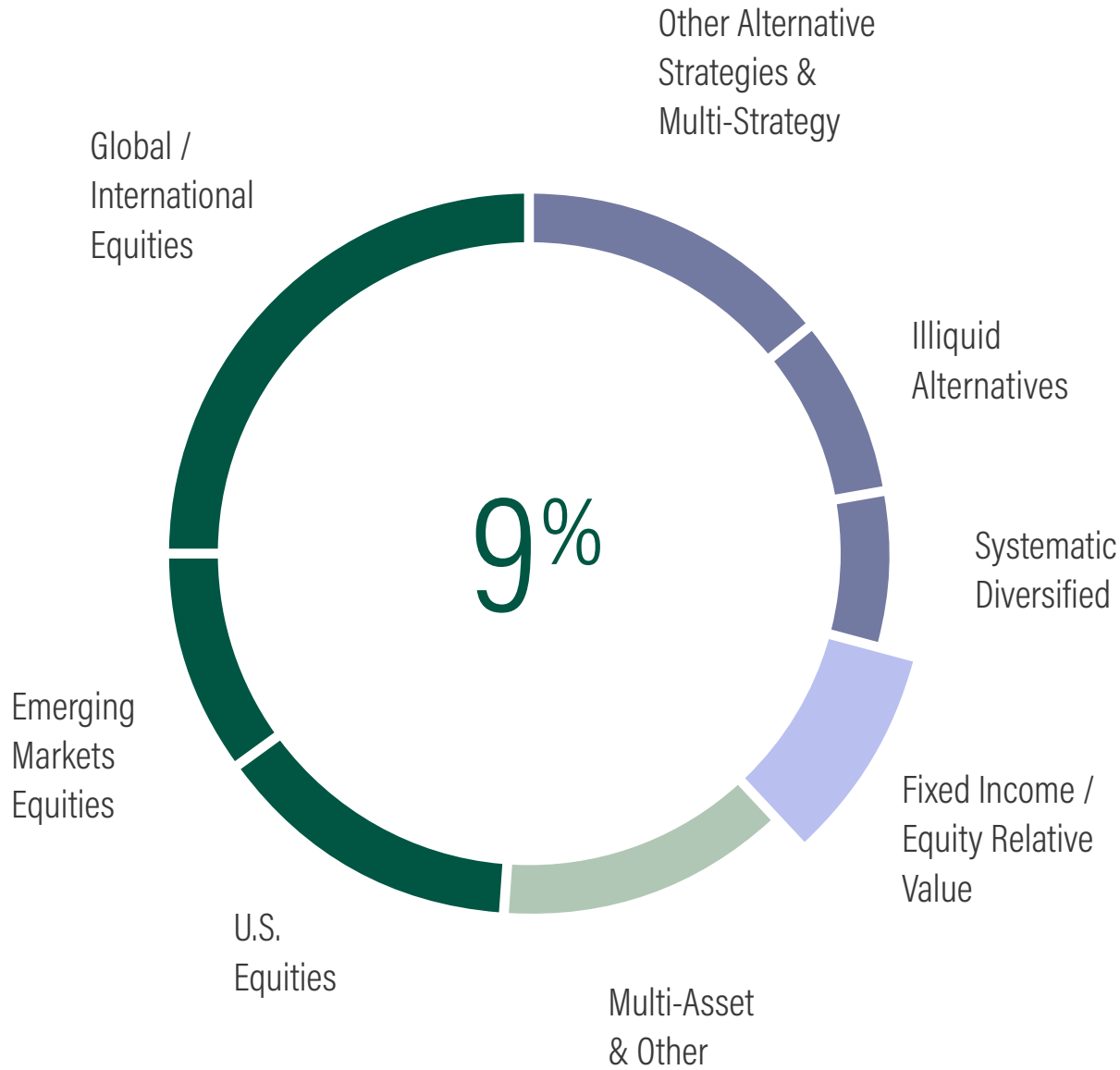
Diagram reflects assets under management and products as of September 30, 2018 or most recently available at that time.

Multi-Strategy Alternatives also includes other dedicated "niche" strategies including Currency, Commodity, Volatility, Macro, Cross-Asset Arbitrage and Short Bias strategies.



Breadth of Products Across Investment Styles and Geographies

Equities 48% Alternative 39% Multi-Asset & Other 13%



Fixed Income/Equity Relative Value

Selected strategies (of 85+ Strategies)

- AQR Global Stock Selection Strategy
- AQR Long/Short Equity
- Artemis Extended US Alpha
- BlueMountain Credit Alternatives
- BlueMountain Systematic
- Capula Global Relative Value
- Ivory Optimal
- PFM Diversified
- PFM Healthcare
- Systematica BlueMatrix
- ValueAct Flagship

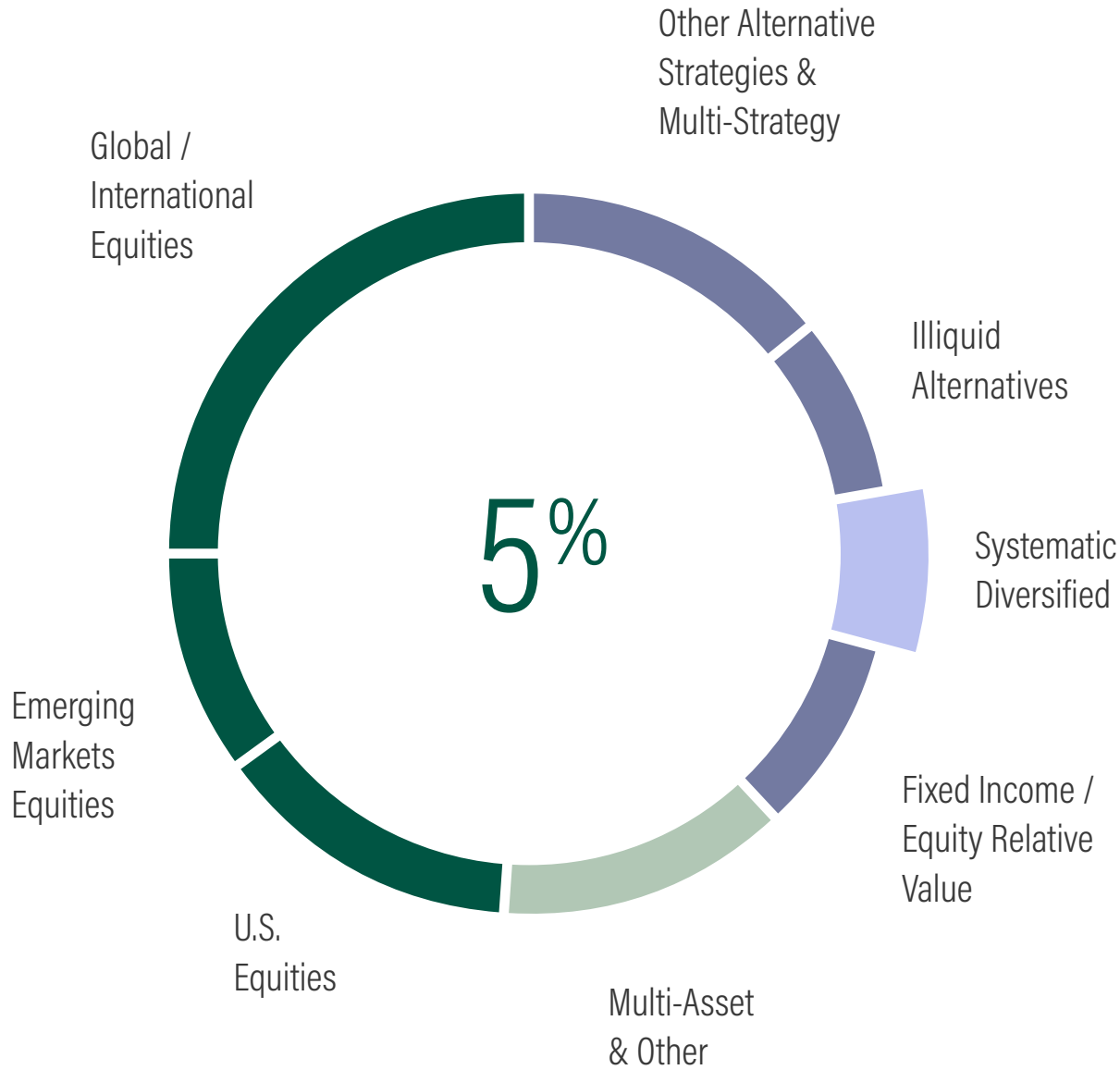
Diagram reflects assets under management and products as of September 30, 2018 or most recently available at that time.

Multi-Strategy Alternatives also includes other dedicated "niche" strategies including Currency, Commodity, Volatility, Macro, Cross-Asset Arbitrage and Short Bias strategies.



Breadth of Products Across Investment Styles and Geographies

■ Equities 48%
 ■ Alternative 39%
 ■ Multi-Asset & Other 13%



Systematic Diversified

Selected strategies (of 25+ Strategies)

- AQR Managed Futures Strategy
- Systematica Alternative Markets
- Systematica BlueTrend
- Winton Diversified Program
- Winton Evolution
- Winton Futures Strategy

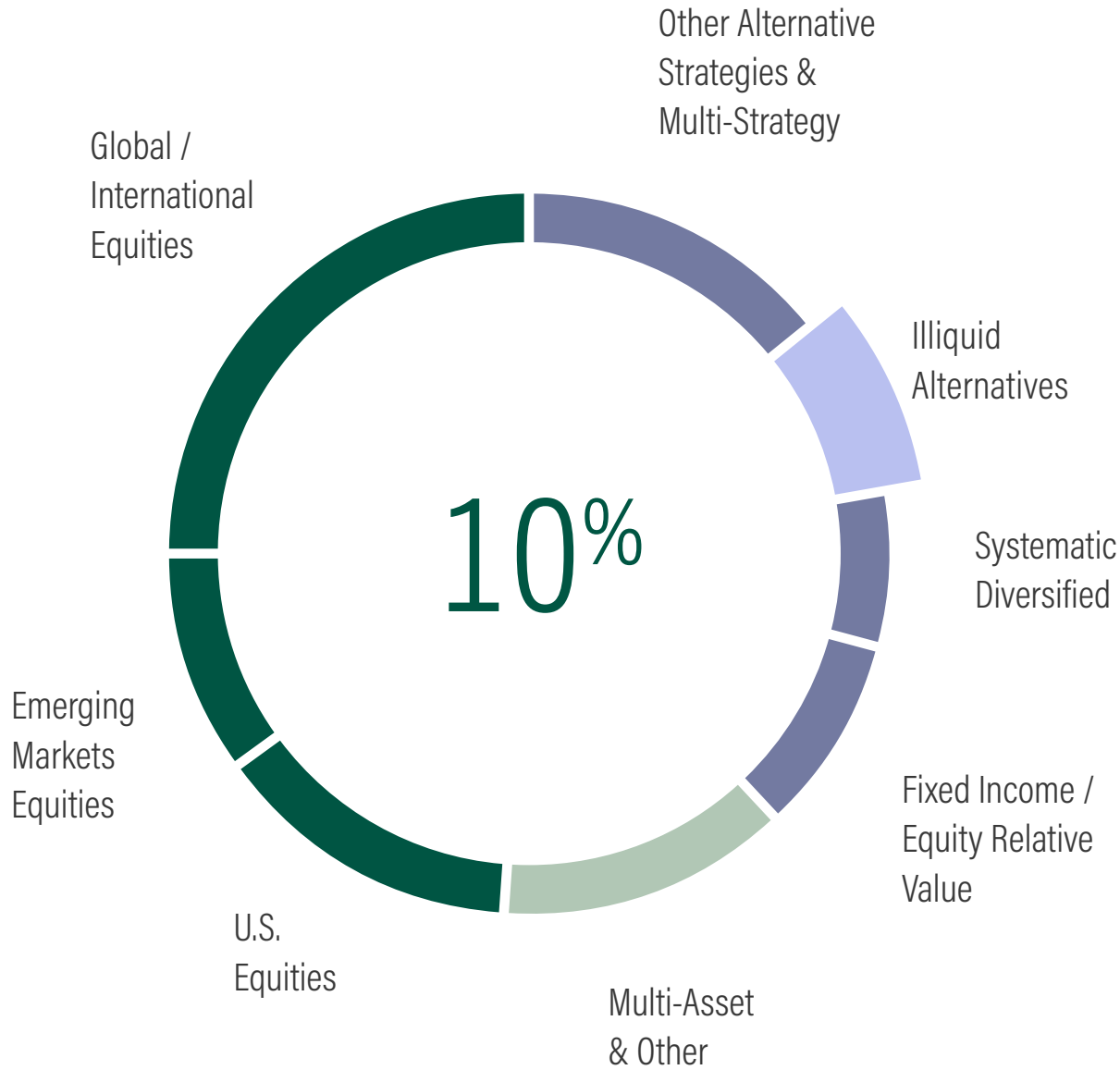
Diagram reflects assets under management and products as of September 30, 2018 or most recently available at that time.

Multi-Strategy Alternatives also includes other dedicated "niche" strategies including Currency, Commodity, Volatility, Macro, Cross-Asset Arbitrage and Short Bias strategies.



Breadth of Products Across Investment Styles and Geographies

Equities 48% Alternative 39% Multi-Asset & Other 13%



Illiquid Alternatives

Selected strategies (of 80+ Strategies)

- Baring Asia Private Equity
- Baring Asia Real Estate
- EIG Energy
- EIG Global Private Debt
- EIG Harbour
- Pantheon Global Infrastructure
- Pantheon Global Secondaries
- Pantheon Access
- Pantheon Regional Primaries

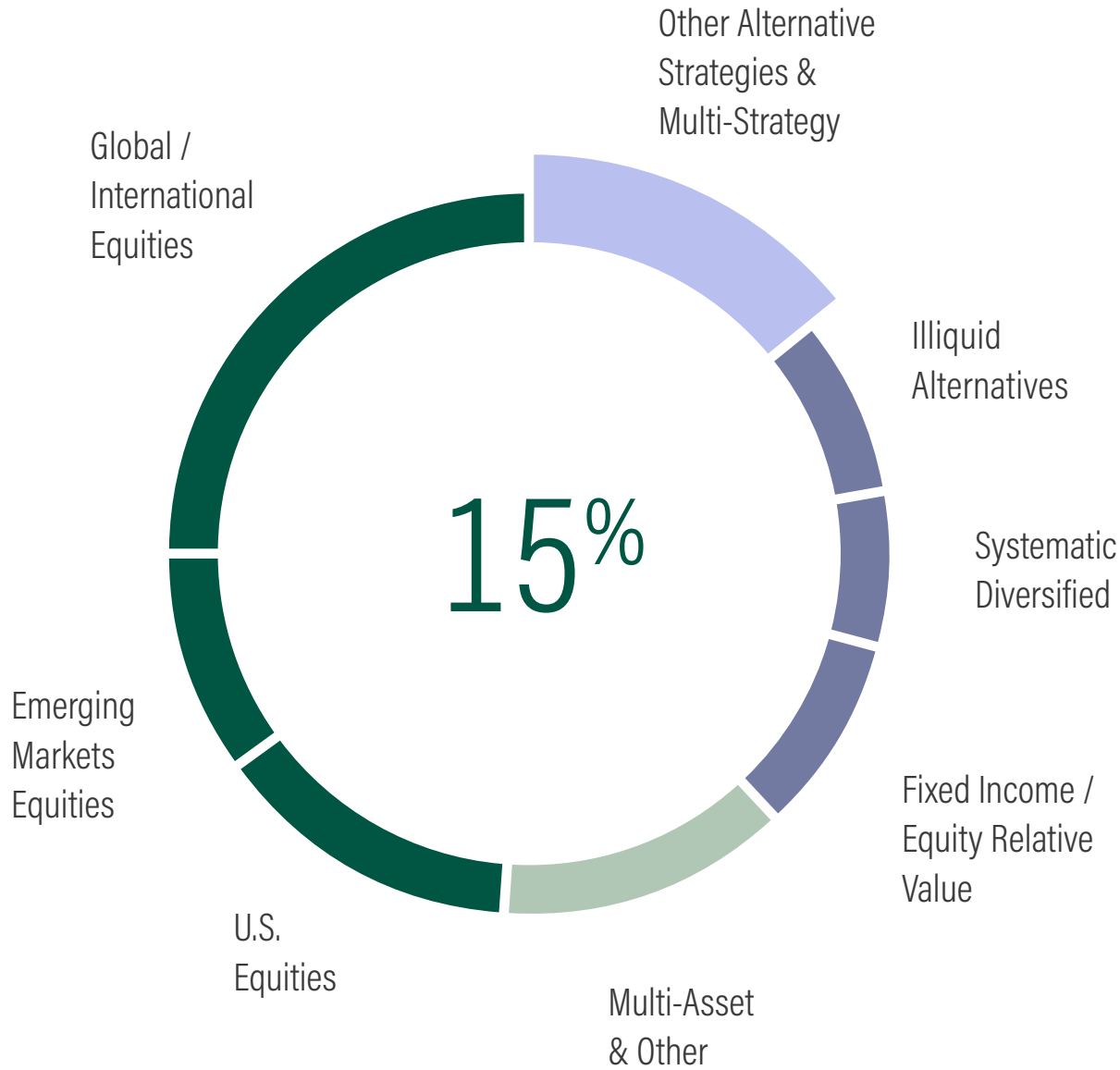
Diagram reflects assets under management and products as of September 30, 2018 or most recently available at that time.

Multi-Strategy Alternatives also includes other dedicated "niche" strategies including Currency, Commodity, Volatility, Macro, Cross-Asset Arbitrage and Short Bias strategies.



Breadth of Products Across Investment Styles and Geographies

Equities 48% Alternative 39% Multi-Asset & Other 13%



Other Alternative Strategies & Multi-Strategy

Selected strategies (of 40+ Strategies)

- AQR Delta
- AQR Global Risk Premium
- AQR Style Premia
- Artemis Strategic Assets
- BlueMountain Equity Alternatives
- Capula Tail Risk
- First Quadrant Balanced Risk Commodities
- First Quadrant Essential Beta
- First Quadrant Tactical Currency Allocation
- Systematica Synergy

Diagram reflects assets under management and products as of September 30, 2018 or most recently available at that time.

Multi-Strategy Alternatives also includes other dedicated "niche" strategies including Currency, Commodity, Volatility, Macro, Cross-Asset Arbitrage and Short Bias strategies.

