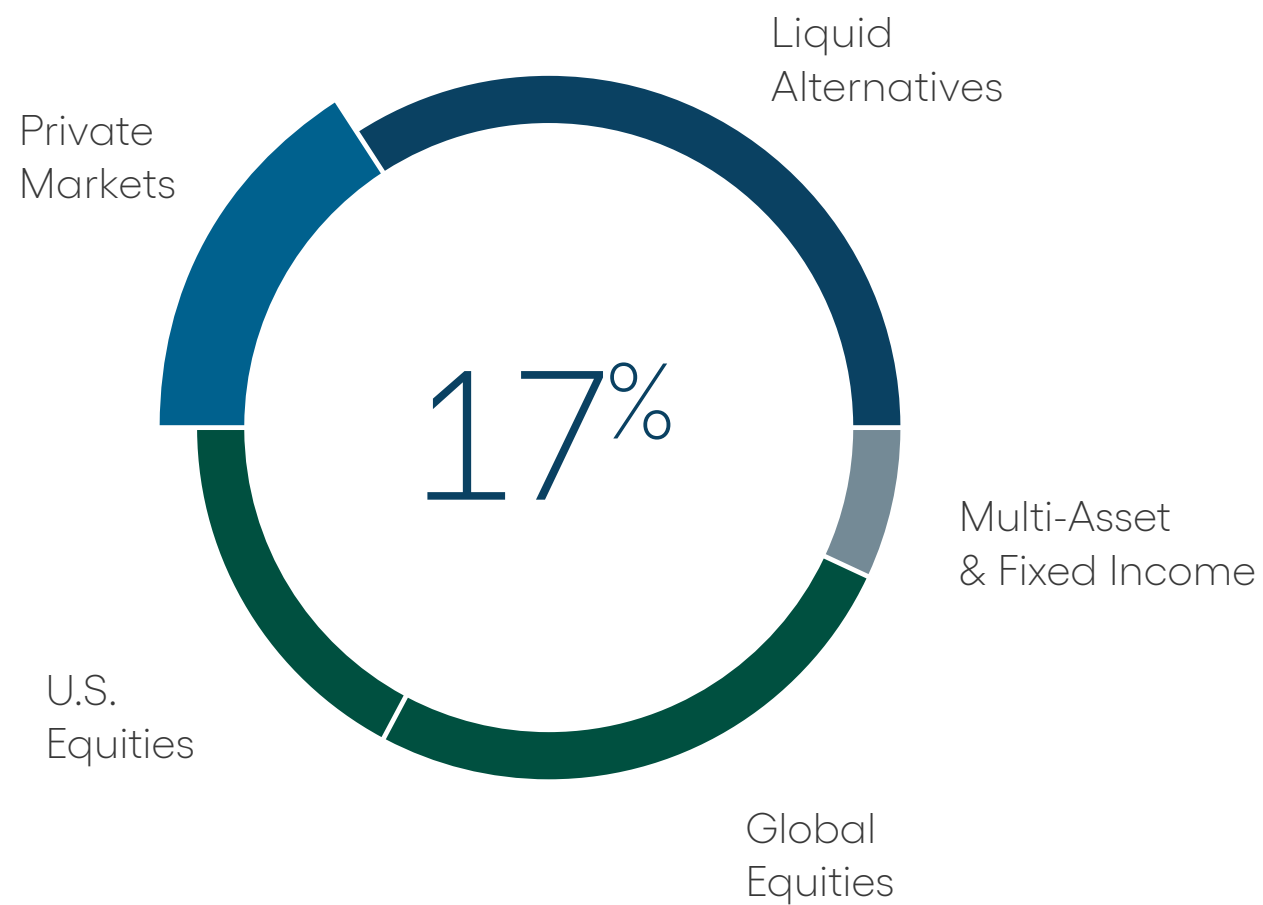


Diagram reflects EBITDA contribution as of September 30, 2023.

■ Alternatives 51%
 ■ Equities 43%
 ■ Multi-Asset & Fixed Income 6%



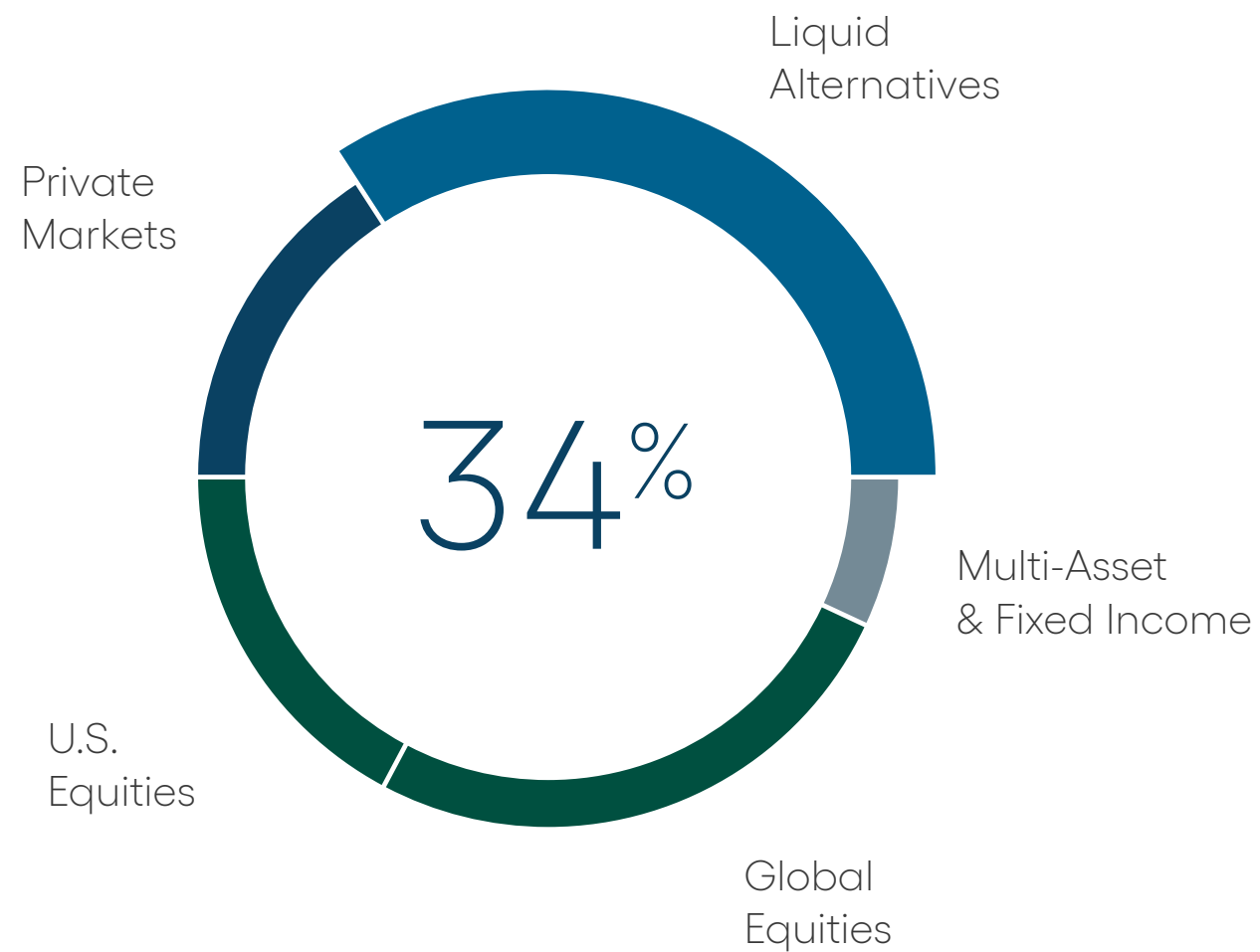
Private Markets

Selected Strategies (of 35+ Strategies)

- Abacus Multi-Family Partners
- Comvest Debt
- EIG Energy
- EIG Global Private Debt
- OCP Asia Direct Lending
- OCP Orchard Landmark
- Pantheon Access
- Pantheon USA
- Pantheon Global Secondaries

Diagram reflects EBITDA contribution as of September 30, 2023.

■ Alternatives 51%
 ■ Equities 43%
 ■ Multi-Asset & Fixed Income 6%



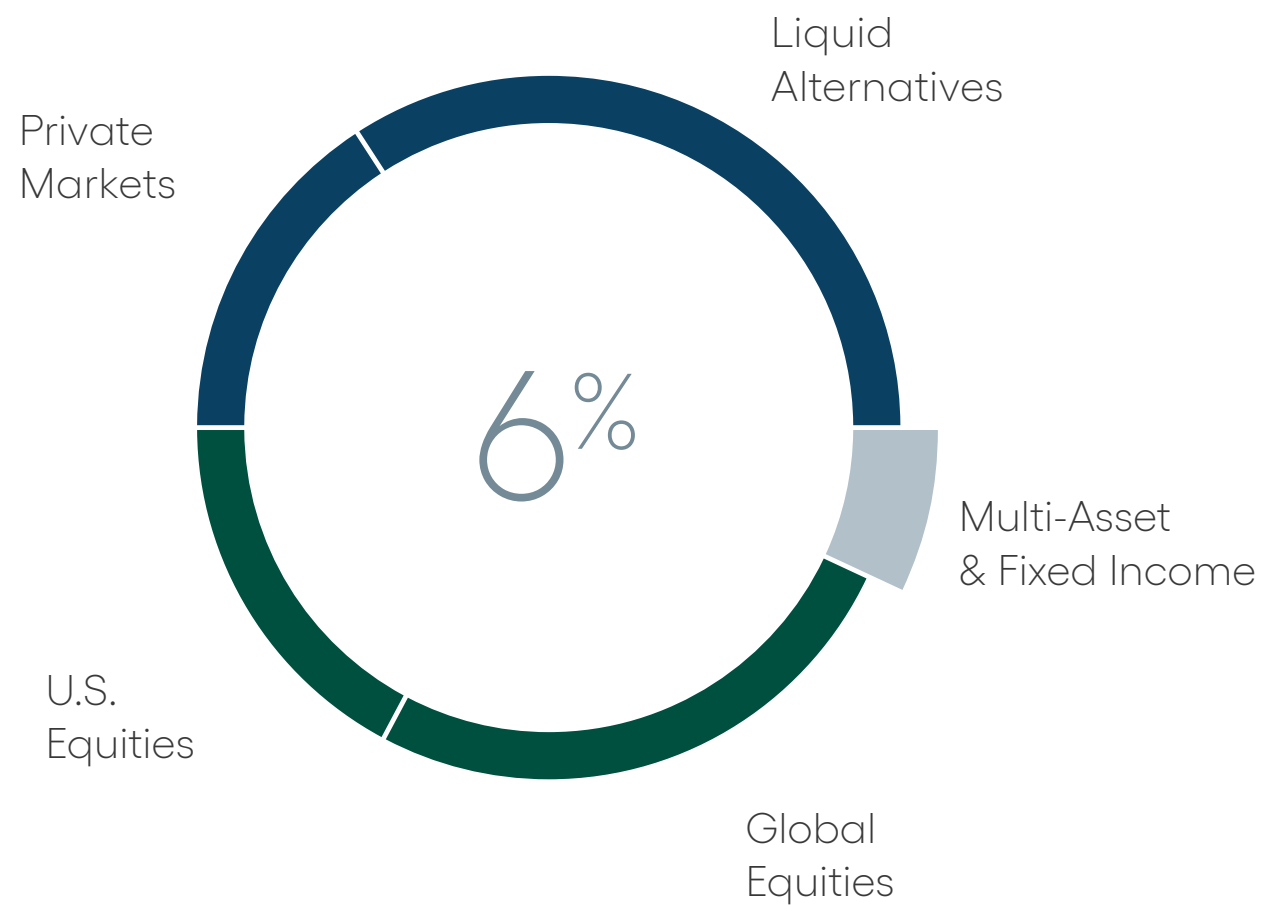
Liquid Alternatives

Selected Strategies (of 125+ Strategies)

- AQR Global Risk Premium
- AQR Style Premia
- Capula Enhanced Fixed Income
- Capula Global Relative Value
- Capula Tail Risk
- Garda Fixed Income Relative Value Opportunity
- In-Cap Spring
- Systematica Alternative Markets
- ValueAct Flagship
- Winton Multi-Strategy

Diagram reflects EBITDA contribution as of September 30, 2023.

■ Alternatives 51%
 ■ Equities 43%
 ■ Multi-Asset & Fixed Income 6%



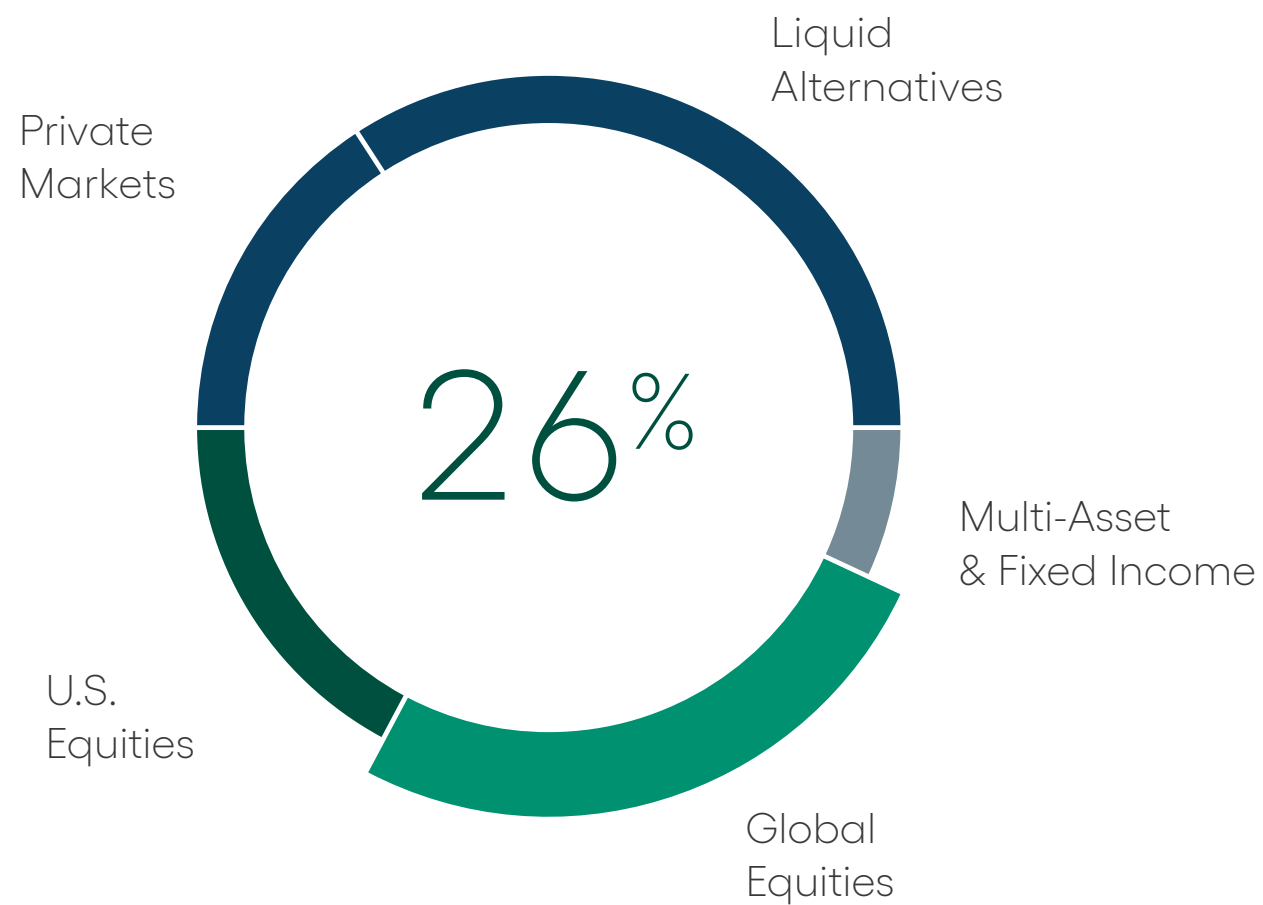
Multi-Asset & Fixed Income

Selected Strategies (of 75+ Strategies)

- Artemis Corporate Bond
- Artemis High Income
- Artemis Strategic Bond
- Artemis Monthly Distribution
- Beutel Goodman Fixed Income
- Foyston, Gordon & Payne Global Balanced
- GW&K Core Bond
- GW&K Core ESG Bond
- GW&K Enhanced Core Bond
- GW&K Municipal Bond

Diagram reflects EBITDA contribution as of September 30, 2023.

■ Alternatives 51%
 ■ Equities 43%
 ■ Multi-Asset & Fixed Income 6%



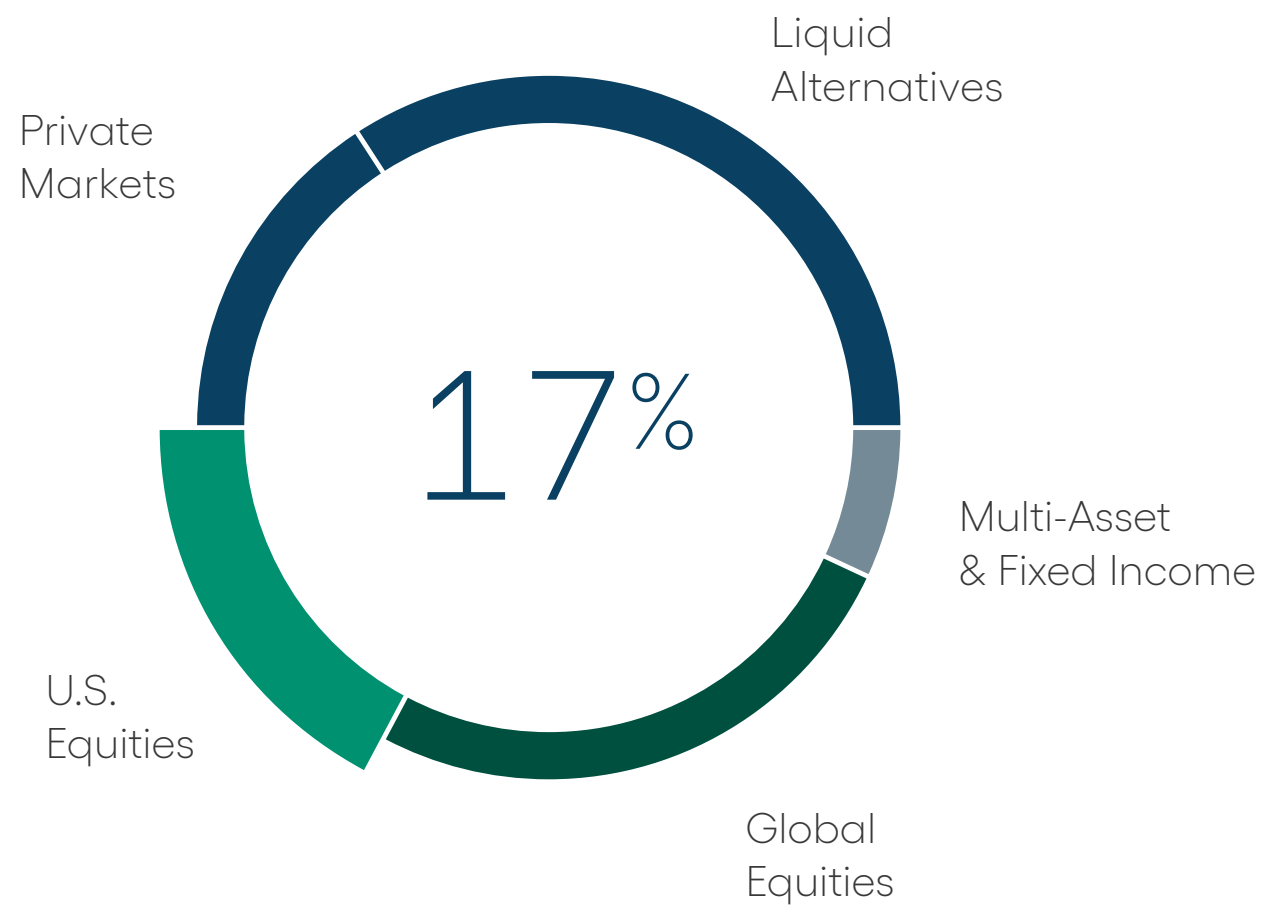
Global Equities

Selected Strategies (of 100+ Strategies)

- | | |
|--|---|
| AQR Global Equity | Genesis Global Emerging Markets |
| AQR Emerging Enhanced Equity | Harding Loevner Emerging Markets |
| AQR Emerging Equities | Harding Loevner Frontier Emerging Markets |
| AQR Emerging Small Cap | Harding Loevner Global Equity |
| AQR Global Equity Style Premia | Harding Loevner International Equity |
| Abax Equity | Harding Loevner International Equity ADR |
| Artemis Global Emerging Markets Equity | Tweedy, Browne International Equity |
| Artemis Income | Veritas Asian |
| Beutel Goodman Canadian Equities | Veritas Global Focus |
| Boston Common Emerging Markets | |
| GW&K Emerging Markets Wealth | |

Diagram reflects EBITDA contribution as of September 30, 2023.

■ Alternatives 51%
 ■ Equities 43%
 ■ Multi-Asset & Fixed Income 6%



U.S. Equities

Selected Strategies (of 125+ Strategies)

- AQR U.S. Defensive Equity
- Beutel Goodman American Equities
- Frontier Mid Cap Growth
- GW&K Small/Mid Cap Core
- Jackson Square SMID-Cap Growth
- Parnassus Core Equity
- Parnassus Mid Cap
- TimesSquare Mid Cap Growth
- Yacktman Diversified
- Yacktman Focused

Diagram reflects EBITDA contribution as of September 30, 2023.